

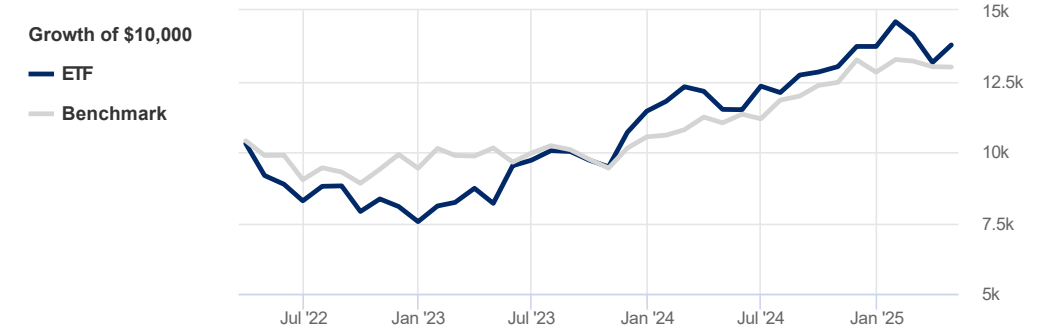
# CI Digital Security ETF (XTSE:CBUG)

Benchmark S&P/TSX Composite Index TR

Printed on May 31, 2025

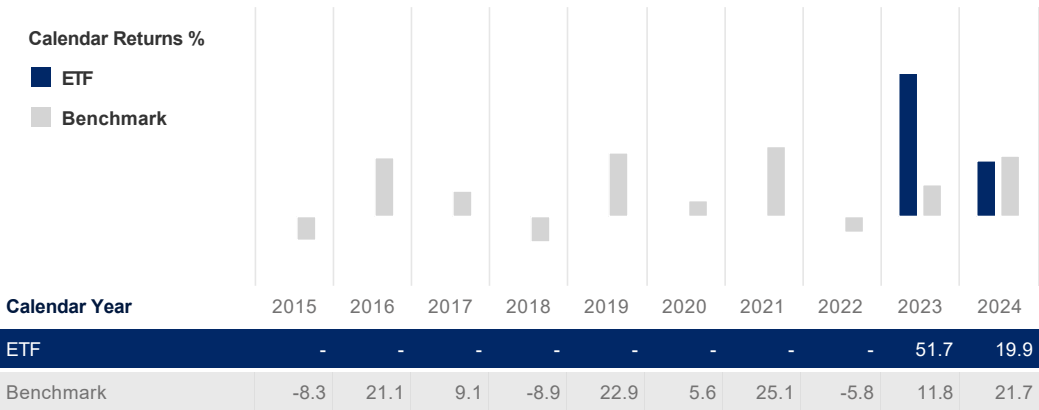
## Performance Analysis

April 30, 2025



Trailing Returns %	YTD	1 Mth	3 Mth	6 Mth	1 Yr	3 Yr	5 Yr	10 Yr	S. Incep*
ETF	0.4	4.7	-5.6	5.9	19.8	14.5	-	-	11.8
Benchmark	1.4	-0.1	-2.0	4.3	17.8	9.6	14.4	8.3	9.5
Value Added	-1.0	4.8	-3.6	1.5	1.9	5.0	-	-	2.3

\*Simulated performance since inception on February 24, 2022



## Investment Objective

CBUG seeks to replicate, to the extent reasonably possible, the performance of a global digital security industry index, net of expenses. Currently, CBUG seeks to replicate the performance of the Solactive Digital Security CAD Hedged Index NTR (the "Index"). The Index intends to track the performance of companies that have business operations in the global digital security industry using the ARTIS® classification system. The Index hedges foreign currency exposure back to Canadian dollars.

## Statistics

April 30, 2025

	ETF	Benchmark
Annualized Standard Dev	14.9%	10.3%
Fixed Income	ETF	Benchmark
YTM	-	-
Credit Quality	-	-
Average Maturity	-	-

## Risk Rating

April 30, 2025

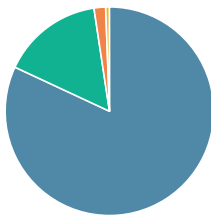
Low	Low to Medium	Medium	Medium to High	High
-----	---------------	--------	----------------	------

The chart above shows the volatility level of the ETF (based on standard deviation of the ETF's total returns since inception).

## Portfolio Allocations

March 31, 2025

### Asset Allocations



Equity - United States	82.0%
Equity - International	15.7%
Equity - Canada	1.8%
Cash & Equivalent	0.6%

### Sector Allocations

<b>Sensitive</b>	<b>99.0%</b>
Technology	85.4%
Telecommunication	7.9%
Consumer Services	2.9%
Industrial Services	2.7%
<b>Defensive</b>	<b>1.0%</b>
Cash & Equivalent	0.6%
Health Care	0.4%

### Top Holdings

Top Holdings	% Assets
Cloudflare Inc - Common CI A	5.51%
Crowdstrike Holdings Inc - Common CI A	5.50%
Okta Inc - Common CI A	5.13%
Fortinet Inc - Common	5.04%
Zscaler Inc - Common	4.80%
Singapore Telecommunications Ltd - Common	4.71%
Broadcom Inc - Common	4.61%
Palo Alto Networks Inc - Common	4.58%
International Business Machines Corp - Common	4.41%
Microsoft Corp - Common	4.35%
<b>Total percentage of top 10 holdings</b>	<b>48.64%</b>
<b>Total number of holdings</b>	<b>47</b>