

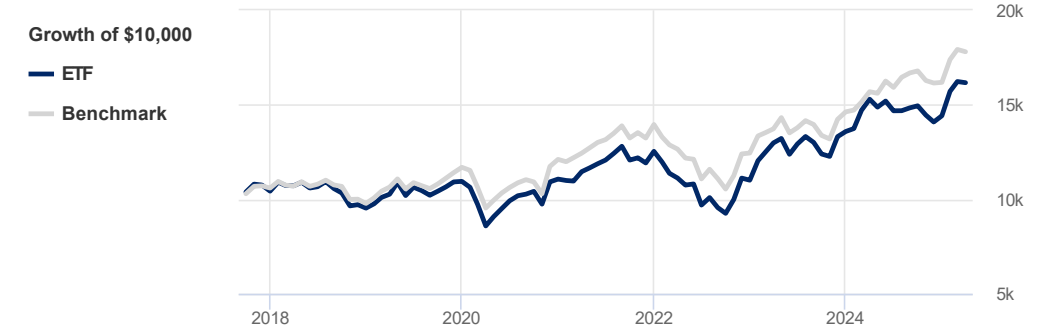
# CI Europe Hedged Equity Index ETF (XTSE:EHE.B)

Benchmark Dow Jones Europe TR Index (C\$)

Printed on May 6, 2025

## Performance Analysis

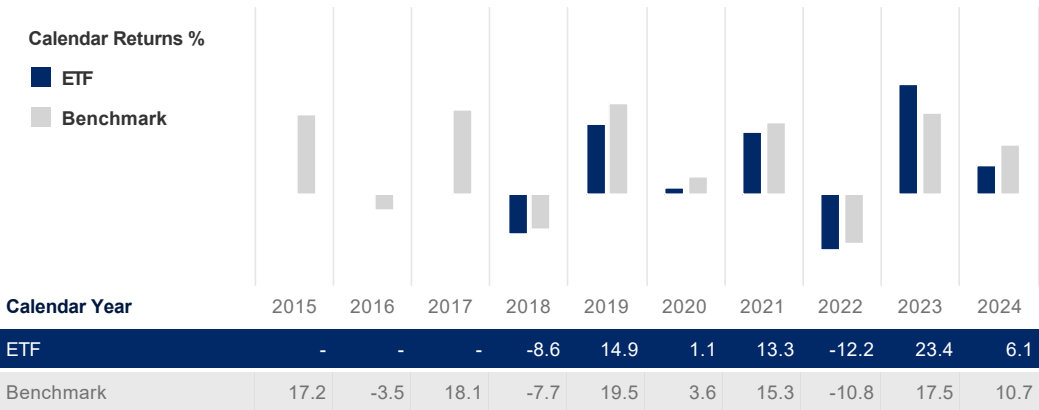
March 31, 2025



### Trailing Returns %

	YTD	1 Mth	3 Mth	6 Mth	1 Yr	3 Yr	5 Yr	10 Yr	S. Incep*
ETF	12.2	-0.4	12.2	8.2	5.7	13.3	13.5	-	6.2
Benchmark	10.0	-0.7	10.0	6.0	13.5	12.1	13.3	7.1	7.9
Value Added	2.1	0.3	2.1	2.1	-7.8	1.2	0.2	-	-1.7

\*Simulated performance since inception on August 8, 2017



## Investment Objective

The WisdomTree Europe Hedged Equity Index ETF seeks to track the price and yield performance of the WisdomTree Europe CAD-Hedged Equity Index, a fundamentally weighted index designed to provide exposure to dividend paying European equities while hedging exposure to fluctuations between the Euro and the Canadian dollar. The Index is comprised of European companies with market capitalization of at least US\$1 billion, which derive at least 50% of their revenue from countries outside of Europe.

## Statistics

March 31, 2025

	ETF	Benchmark
Annualized Standard Dev	12.2%	10.3%
Fixed Income	ETF	Benchmark
YTM	-	-
Credit Quality	-	-
Average Maturity	-	-

## Risk Rating

March 31, 2025

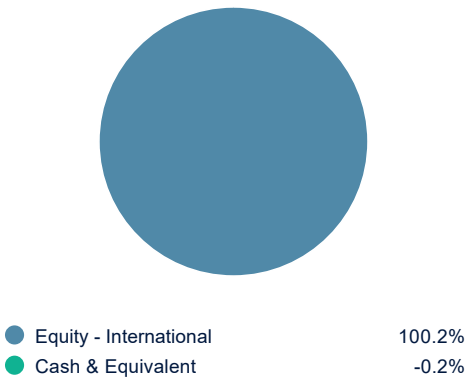
Low	Low to Medium	Medium	Medium to High	High

The chart above shows the volatility level of the ETF (based on standard deviation of the ETF's total returns since inception).

## Portfolio Allocations

March 31, 2025

### Asset Allocations



### Sector Allocations

<b>Sensitive</b>	<b>38.7%</b>
Industrial Goods	16.3%
Technology	9.7%
Telecommunication	5.9%
Consumer Services	3.5%
Energy	2.2%
Industrial Services	1.1%
<b>Cyclical</b>	<b>32.9%</b>
Financial Services	21.4%
Basic Material	7.4%
Real Estate	4.0%
<b>Defensive</b>	<b>28.5%</b>
Consumer Goods	22.2%
Health Care	6.5%
Cash & Equivalent	-0.2%

### Top Holdings

Top Holdings	% Assets
Banco Bilbao Vizcaya Argentaria SA - Common	6.47%
Banco Santander SA - Common	6.33%
Deutsche Telekom AG - Common CI N	5.85%
LVMH Moet Hennessy Louis Vuitton SE - Common	4.38%
Siemens AG - Common CI N	4.27%
Sanofi SA - Common	4.25%
Munich RE - Common CI N	3.60%
Sap SE - Common	3.00%
L'Oreal SA - Common	2.74%
ASML Holding NV - Common	2.49%
<b>Total percentage of top 10 holdings</b>	<b>43.38%</b>
<b>Total number of holdings</b>	<b>137</b>