

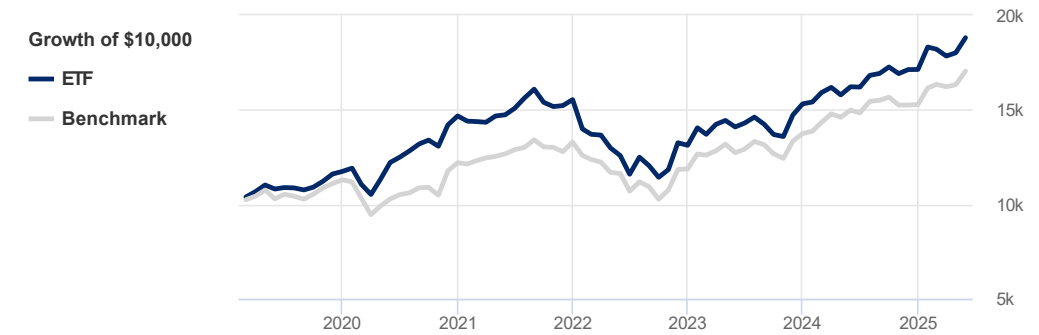
Fidelity International High Quality ETF (XTSE:FCIQ)

Benchmark Dow Jones Dev Markets ex-North America TR Index C\$

Printed on June 21, 2025

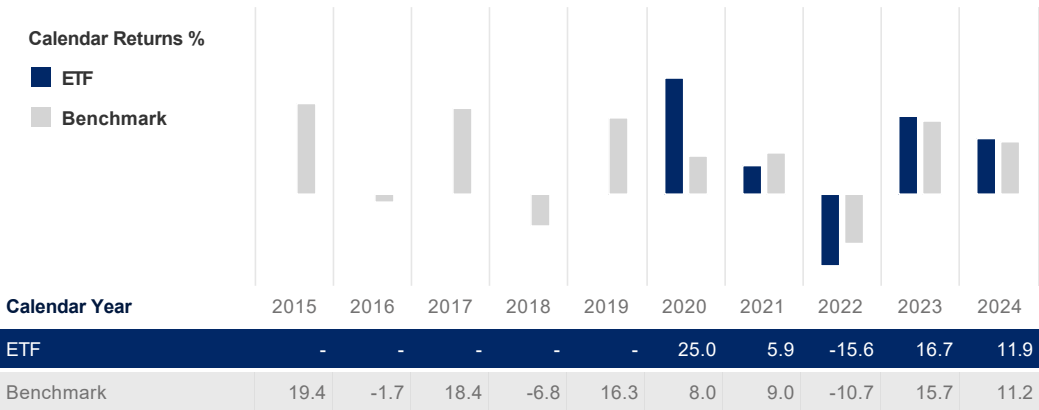
Performance Analysis

May 31, 2025



Trailing Returns %	YTD	1 Mth	3 Mth	6 Mth	1 Yr	3 Yr	5 Yr	10 Yr	S. Incep*
ETF	9.8	4.4	3.4	9.9	16.0	14.4	9.0	-	10.5
Benchmark	11.6	4.4	4.3	11.8	13.8	13.6	10.6	6.9	6.3
Value Added	-1.8	0.0	-0.9	-1.9	2.2	0.8	-1.6	-	4.3

*Simulated performance since inception on January 18, 2019



Investment Objective

Fidelity International High Quality Index ETF seeks to replicate, to the extent reasonably possible and before fees and expenses, the performance of the Fidelity Canada International High Quality Index. This Fidelity ETF invests primarily in equity securities of large and mid-capitalization foreign companies that have their principal business activities or interests outside of Canada or the U.S. with a higher quality profile than the broader developed international equity market.

Statistics

May 31, 2025

	ETF	Benchmark
Annualized Standard Dev	9.3%	8.5%
Fixed Income	ETF	Benchmark
YTM	-	-
Credit Quality	-	-
Average Maturity	-	-

Risk Rating

May 31, 2025

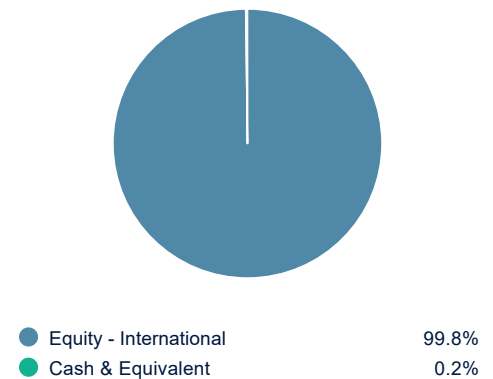
Low	Low to Medium	Medium	Medium to High	High

The chart above shows the volatility level of the ETF (based on standard deviation of the ETF's total returns since inception).

Portfolio Allocations

April 30, 2025

Asset Allocations



Sector Allocations

Sensitive	58.5%
Technology	22.8%
Consumer Services	10.3%
Energy	10.2%
Industrial Goods	8.8%
Industrial Services	4.3%
Telecommunication	2.2%
Defensive	25.7%
Utilities	10.6%
Consumer Goods	10.0%
Health Care	4.9%
Cash & Equivalent	0.2%
Cyclical	15.1%
Financial Services	14.3%
Real Estate	0.8%
Other	0.7%
Other	0.7%

Top Holdings

Top Holdings	% Assets
Centrica PLC - Common	4.17%
Verbund AG - Common	3.41%
TotalEnergies SE - Common	3.00%
Power Assets Holdings Ltd - Common	2.98%
Rightmove PLC - Common	2.81%
Auto Trader Group PLC - Common	2.72%
Nintendo Co Ltd - Common	2.72%
Sap SE - Common	2.68%
Gaztransport et Technigaz SA - Common	2.51%
Equinor ASA - Common	2.41%
Total percentage of top 10 holdings	29.41%
Total number of holdings	120