

Harvest US Bank Leaders Income ETF (XTSE:HUBL.U)

Benchmark Dow Jones Global Financials TR Index (U\$)

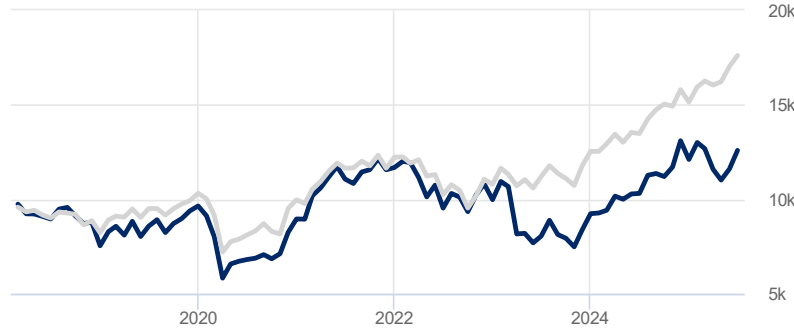
Printed on July 16, 2025

Performance Analysis

June 30, 2025

Growth of \$10,000

— ETF
— Benchmark



Trailing Returns %

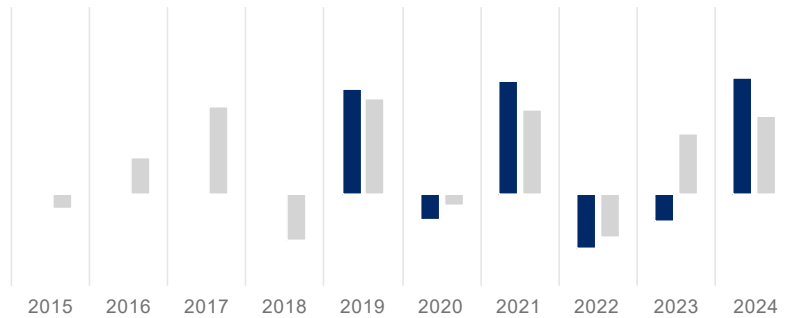
YTD 1 Mth 3 Mth 6 Mth 1 Yr 3 Yr 5 Yr 10 Yr S. Incep*

ETF	4.0	8.5	8.6	4.0	22.1	9.7	13.1	-	3.2
Benchmark	16.3	3.4	9.8	16.3	30.7	19.8	16.8	8.9	6.9
Value Added	-12.3	5.0	-1.1	-12.3	-8.5	-10.1	-3.7	-	-3.8

*Simulated performance since inception on January 26, 2018

Calendar Returns %

■ ETF
■ Benchmark



Calendar Year

ETF	-	-	-	-	28.0	-7.1	30.4	-14.6	-7.4	31.1
Benchmark	-4.1	9.6	23.4	-12.6	25.4	-3.3	22.6	-11.7	16.1	20.8

Investment Objective

The Harvest US Bank Leaders Income ETF's investment objectives are to provide holders of Units ('Unitholders') with (i) monthly cash distributions; (ii) the opportunity for capital appreciation; and (iii) lower overall volatility of portfolio returns than would otherwise be experienced by owning Equity Securities of the US Bank Leaders directly.

Statistics

June 30, 2025

	ETF	Benchmark
Annualized Standard Dev	24.0%	11.0%
Fixed Income	ETF	Benchmark
YTM	-	-
Credit Quality	-	-
Average Maturity	-	-

Risk Rating

June 30, 2025

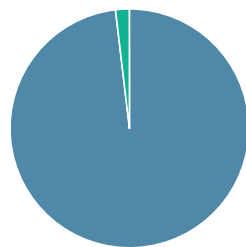
Low	Low to Medium	Medium	Medium to High	High
-----	---------------	--------	----------------	------

The chart above shows the volatility level of the ETF (based on standard deviation of the ETF's total returns since inception).

Portfolio Allocations

June 30, 2025

Asset Allocations



Equity - United States	99.2%
Cash & Equivalent	1.9%
Other	-1.1%

Sector Allocations

Cyclical	99.2%
Financial Services	99.2%
Defensive	1.9%
Cash & Equivalent	1.9%
Other	-1.1%
Other	-1.1%

Top Holdings

Top Holdings	% Assets
Goldman Sachs Group Inc - Common	7.17%
Citigroup Inc - Common	7.09%
JPMorgan Chase & Co - Common	6.76%
Citizens Financial Group Inc - Common	6.74%
Wells Fargo & Co - Common	6.65%
Morgan Stanley - Common	6.63%
Bank of America Corp - Common	6.60%
Truist Financial Corp - Common	6.58%
M&T Bank Corp - Common	6.54%
Regions Financial Corp - Common	6.49%
Total percentage of top 10 holdings	67.25%
Total number of holdings	19