

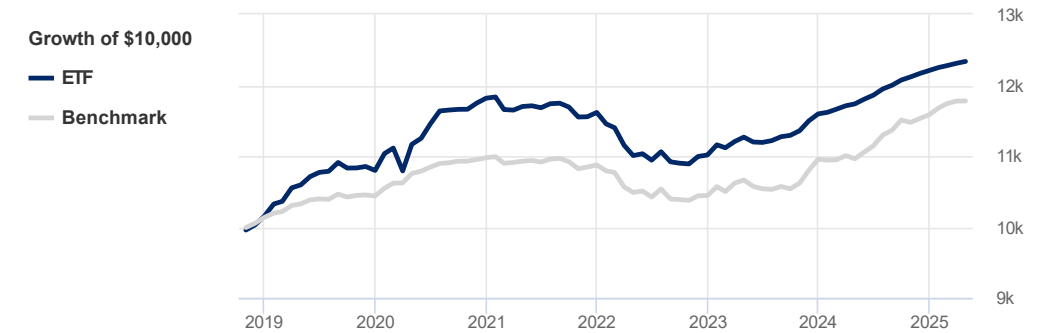
RBC Target 2025 Canadian Corporate Bond Index ETF (XTSE:RQN)

Benchmark ICE BofA 1-5 Year Canada Broad Market Index TR CAD

Printed on May 27, 2025

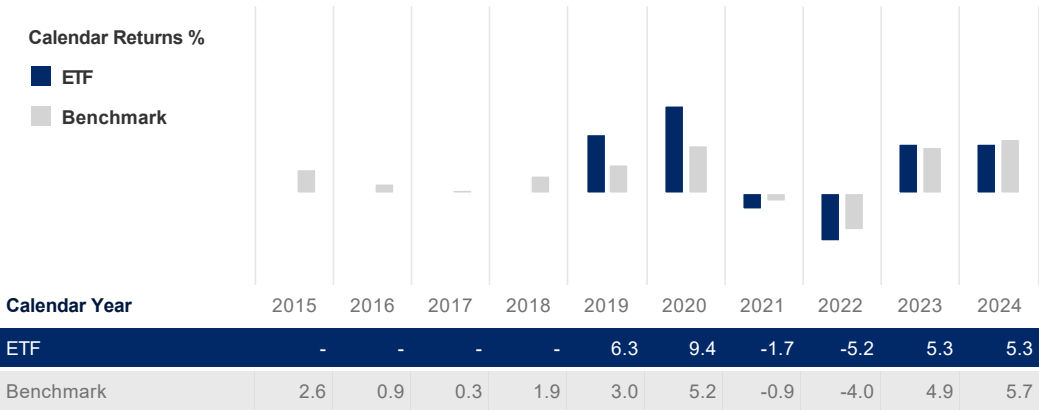
Performance Analysis

April 30, 2025



Trailing Returns %	YTD	1 Mth	3 Mth	6 Mth	1 Yr	3 Yr	5 Yr	10 Yr	S. Incep*
ETF	1.0	0.2	0.7	1.8	5.1	3.9	2.0	-	3.2
Benchmark	1.7	0.0	0.9	2.6	7.5	3.9	1.8	1.9	2.3
Value Added	-0.6	0.2	-0.2	-0.8	-2.3	-0.1	0.2	-	0.9

*Simulated performance since inception on September 12, 2018



Investment Objective

The investment objective of the RBC Target 2025 Corporate Bond Index ETF is to provide income, for a limited period of time ending on the RBC Target 2025 Corporate Bond Index ETF's Termination Date, by replicating, to the extent possible, the investment results that correspond generally to the performance, before the RBC Target 2025 Corporate Bond Index ETF's fees and expenses, of the FTSE Canada 2025 Maturity Corporate Bond Index.

Statistics

April 30, 2025

	ETF	Benchmark
Annualized Standard Dev	0.6%	1.6%
Fixed Income	ETF	Benchmark
YTM	2.9%	-
Credit Quality	-	-
Average Maturity	-	-

Risk Rating

April 30, 2025

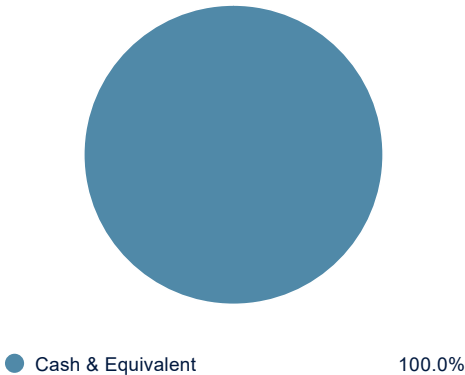
Low	Low to Medium	Medium	Medium to High	High
-----	---------------	--------	----------------	------

The chart above shows the volatility level of the ETF (based on standard deviation of the ETF's total returns since inception).

Portfolio Allocations

December 31, 2024

Asset Allocations



Sector Allocations

Defensive	100.0%
Cash & Equivalent	91.4%
Fixed Income	8.6%

Top Holdings

Top Holdings	% Assets
Bank of Nova Scotia 2.16% 03-Feb-2025	6.55%
Royal Bank of Canada 3.40% 24-Mar-2025	5.62%
Rogers Communications Inc 3.10% 15-Apr-2025	4.67%
Canadian Imperial Bank Commrce 3.30% 26-May-2025	4.30%
Toronto-Dominion Bank 1.94% 13-Mar-2025	3.92%
Toronto-Dominion Bank 1.13% 09-Dec-2025	3.85%
Suncor Energy Inc 5.60% 17-Nov-2025	3.81%
Federation Cstes Desjardins Qc 5.20% 01-Oct-2025	3.80%
Manulife Financial Corp 2.24% 12-May-2025	3.73%
Bank of Montreal 2.37% 03-Jan-2025	3.61%
Total percentage of top 10 holdings	43.86%
Total number of holdings	28