

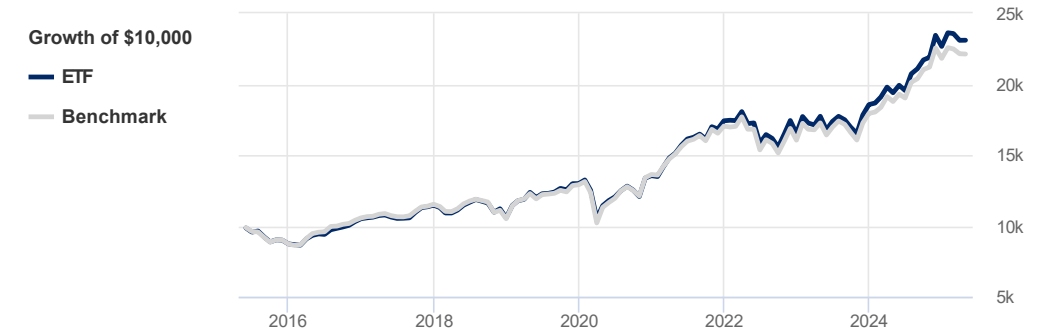
# Vanguard FTSE Canada Index ETF (XTSE:VCE)

Benchmark S&P/TSX Composite Index TR

Printed on May 20, 2025

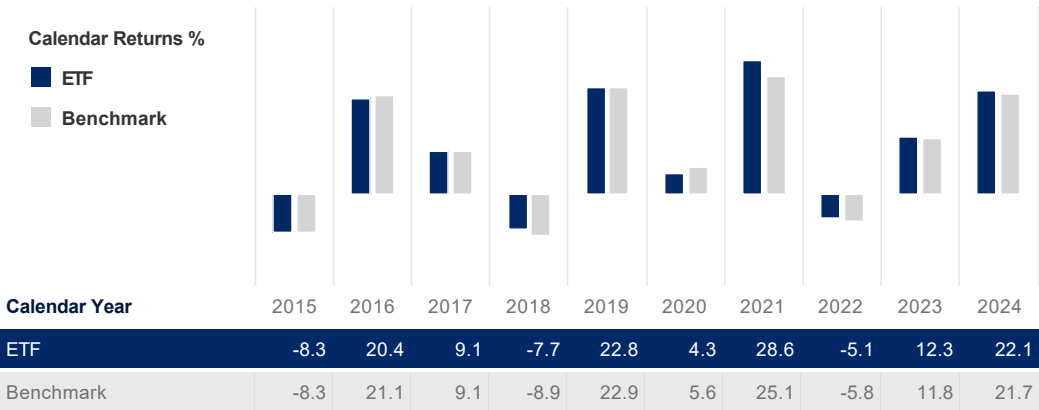
## Performance Analysis

April 30, 2025



Trailing Returns %	YTD	1 Mth	3 Mth	6 Mth	1 Yr	3 Yr	5 Yr	10 Yr	S. Incep*
ETF	1.9	0.0	-2.2	5.5	19.1	10.3	15.1	8.7	9.1
Benchmark	1.4	-0.1	-2.0	4.3	17.8	9.6	14.4	8.3	9.5
Value Added	0.5	0.1	-0.2	1.2	1.3	0.7	0.7	0.5	-0.4

\*Simulated performance since inception on November 30, 2011



## Investment Objective

Vanguard FTSE Canada Index ETF seeks to track, to the extent reasonably possible and before fees and expenses, the performance of a broad Canadian equity index that measures the investment return of publicly traded securities in the Canadian market. Currently, this Vanguard ETF seeks to track the FTSE Canada Index (or any successor thereto). It invests primarily in the largest Canadian stocks.

## Statistics

April 30, 2025

	ETF	Benchmark
Annualized Standard Dev	11.2%	10.3%
Fixed Income	ETF	Benchmark
YTM	-	-
Credit Quality	-	-
Average Maturity	-	-

## Risk Rating

April 30, 2025

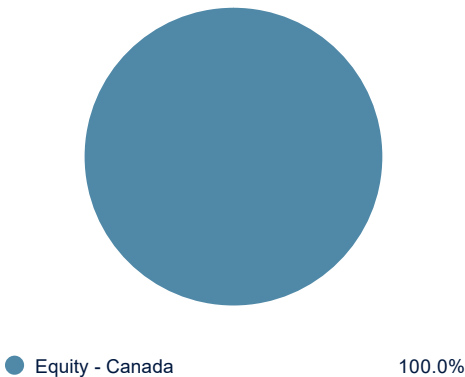
Low	Low to Medium	Medium	Medium to High	High
-----	---------------	--------	----------------	------

The chart above shows the volatility level of the ETF (based on standard deviation of the ETF's total returns since inception).

## Portfolio Allocations

March 31, 2025

### Asset Allocations



### Sector Allocations

<b>Cyclical</b>	<b>50.6%</b>
Financial Services	39.5%
Basic Material	11.1%
<b>Sensitive</b>	<b>46.8%</b>
Energy	17.3%
Technology	10.3%
Industrial Services	10.1%
Consumer Services	6.9%
Telecommunication	2.2%
<b>Defensive</b>	<b>2.2%</b>
Utilities	1.7%
Consumer Goods	0.5%
<b>Other</b>	<b>0.4%</b>
Other	0.4%

### Top Holdings

Top Holdings	% Assets
Royal Bank of Canada - Common	8.28%
Shopify Inc - Common Cl A	5.99%
Toronto-Dominion Bank - Common	5.51%
Enbridge Inc - Common	5.03%
Brookfield Corp - Common Cl A	4.06%
Bank of Montreal - Common	3.61%
Canadian Pacific Kansas City Ltd - Common	3.41%
Canadian Natural Resources Ltd - Common	3.32%
Constellation Software Inc - Common	3.28%
Bank of Nova Scotia - Common	3.08%
<b>Total percentage of top 10 holdings</b>	<b>45.57%</b>
<b>Total number of holdings</b>	<b>49</b>