

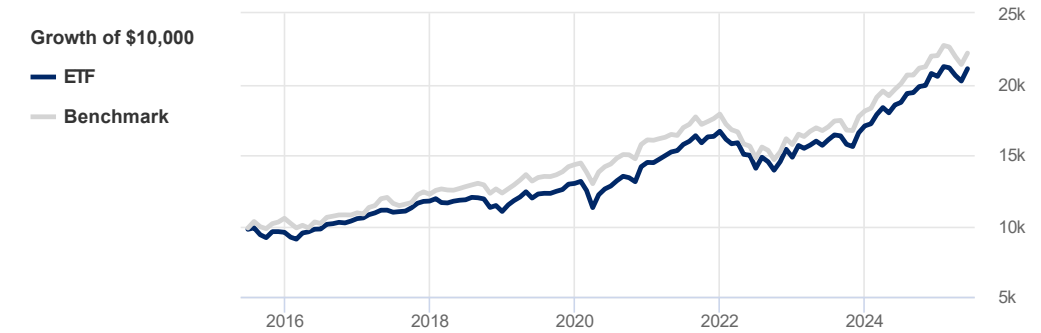
iShares Core Growth ETF Portfolio (XTSE:XGRO)

Benchmark Fundata Global Balanced - Equity Focus Index

Printed on June 18, 2025

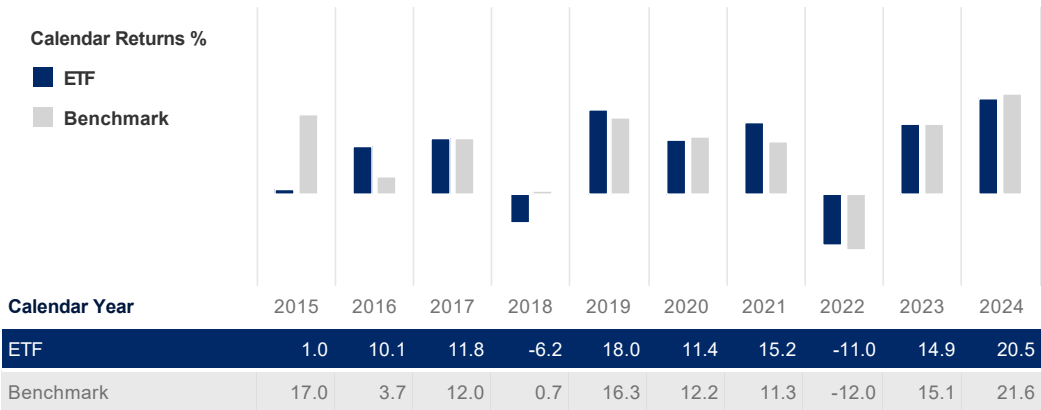
Performance Analysis

May 31, 2025



Trailing Returns %	YTD	1 Mth	3 Mth	6 Mth	1 Yr	3 Yr	5 Yr	10 Yr	S. Incep*
ETF	2.6	4.3	-0.3	1.6	13.8	12.1	10.8	7.7	5.2
Benchmark	0.8	3.8	-1.9	1.0	13.0	12.4	9.4	8.3	6.5
Value Added	1.8	0.6	1.6	0.7	0.8	-0.3	1.5	-0.5	-1.3

*Simulated performance since inception on June 21, 2007



Investment Objective

The iShares Fund seeks to provide long-term capital growth by investing primarily in one or more iShares ETFs that provide exposure to equity and/or fixed income securities.

Statistics

May 31, 2025

	ETF	Benchmark
Annualized Standard Dev	8.2%	8.0%
Fixed Income	ETF	Benchmark
YTM	3.8%	-
Credit Quality	-	-
Average Maturity	-	-

Risk Rating

May 31, 2025

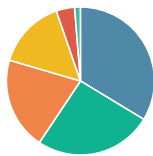
Low	Low to Medium	Medium	Medium to High	High
-----	---------------	--------	----------------	------

The chart above shows the volatility level of the ETF (based on standard deviation of the ETF's total returns since inception).

Portfolio Allocations

April 30, 2025

Asset Allocations



Equity - United States	33.7%
Equity - International	25.7%
Equity - Canada	20.2%
Bonds - Domestic	15.2%
Bonds - Foreign	4.0%
Others	1.3%

Sector Allocations

Sensitive	29.7%
Technology	13.9%
Consumer Services	5.1%
Energy	4.3%
Industrial Services	2.9%
Industrial Goods	2.3%
Telecommunication	1.2%
Defensive	27.3%
Fixed Income	19.2%
Health Care	3.7%
Consumer Goods	2.6%
Utilities	1.6%
Cash & Equivalent	0.2%
Other	25.7%
Exchange Traded Fund	24.7%
Other	1.0%
Cyclical	17.4%
Financial Services	11.6%
Basic Material	3.8%
Real Estate	2.0%

Top Holdings

Top Holdings	% Assets
iShares Core S&P Total US Stock Market ETF (ITOT)	35.37%
iShares Core MSCI EAFE IMI Index ETF (XEF)	20.76%
iShares Core S&P/TSX Capped Compos Itd ETF (XIC)	20.61%
iShares Core Canadian Universe Bond Idx ETF (XBB)	12.21%
iShares Core MSCI Emerging Mkts IMI Idx ETF (XEC)	3.95%
iShares Core Canadian Short Term Corp Bnd Inx(XSH)	3.13%
iShares US Treasury Bond ETF (GOVT)	2.01%
iShares Brd USD Invest Grade Corp Bnd ETF (CRED)	1.98%
Total percentage of top 10 holdings	100.02%
Total number of holdings	8