

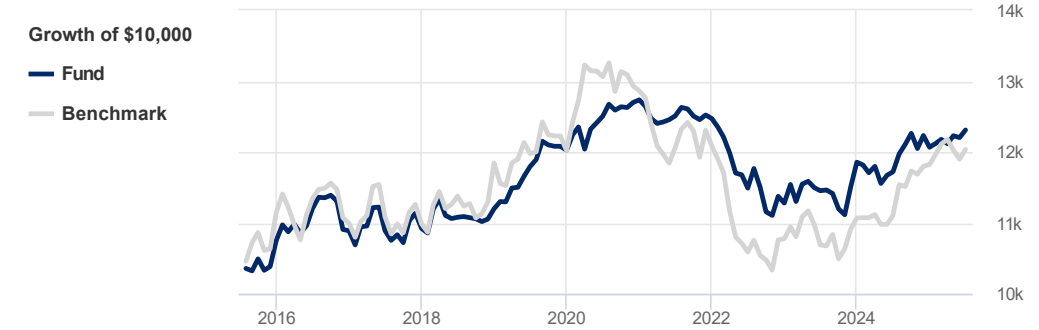
BMO World Bond Fund Series F (BMO18716)

Benchmark ICE BofA Global Broad Market Index TR CAD

Printed on July 25, 2025

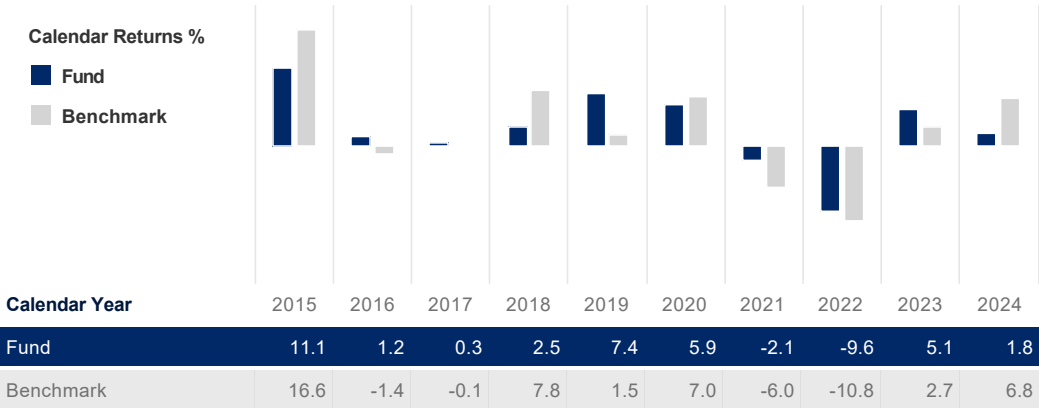
Performance Analysis

June 30, 2025



Trailing Returns %	YTD	1 Mth	3 Mth	6 Mth	1 Yr	3 Yr	5 Yr	10 Yr	S. Incep*
Fund	2.0	0.9	1.6	2.0	5.0	2.3	-0.3	2.1	3.4
Benchmark	1.8	1.2	-1.1	1.8	8.4	4.4	-1.6	1.9	3.4
Value Added	0.2	-0.3	2.8	0.2	-3.3	-2.0	1.3	0.2	-0.1

*Simulated performance since inception on November 3, 2008



Investment Objective

This fund's objectives are: to provide a high level of interest income; to provide some opportunity for growth in the value of your investment. As part of its investment objectives, the fund invests primarily in bonds and debentures that mature in more than one year and are issued by: governments and corporations around the world; supranational agencies like the World Bank.

Statistics

June 30, 2025

	Fund	Benchmark
Annualized Standard Dev	4.1%	4.8%
Fixed Income	Fund	Benchmark
YTM	4.4%	-
Credit Quality	-	-
Average Maturity	-	-

Risk Rating

June 30, 2025

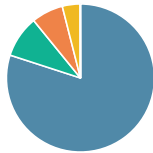
Low	Medium	High
-----	--------	------

The chart above shows the volatility level of the fund (based on standard deviation of the fund's total returns since inception).

Portfolio Allocations

March 31, 2025

Asset Allocations



Bonds - Foreign	80.0%
Bonds - Domestic	9.1%
Cash & Equivalent	6.9%
Other	3.9%
Equity - International	0.0%
Others	0.0%

Sector Allocations

Defensive	100.0%
Fixed Income	93.1%
Cash & Equivalent	6.9%
Cyclical	0.0%
Financial Services	0.0%
Other	0.0%
Other	0.0%

Top Holdings

Top Holdings	% Assets
CHINA GOVERNMENT BOND BONDS 3.02% 27-May-2031	4.89%
European Bank for Recon Dvlpmnt 04-Oct-2025	4.47%
Spain Government 3.10% 30-Jul-2031	4.36%
BMO Mid-Term US IG Corporate Bond Index ETF (ZIC)	3.76%
EUROPEAN UNION SR UNSECURED REGS 3.38% 12-Dec-2035	3.62%
European Bank for Recon Dvlpmnt 30-Mar-2026	3.61%
Asian Development Bank 30-Jul-2026	3.38%
United States Treasury 4.00% 31-Jan-2029	3.01%
United Kingdom Government 4.75% 07-Dec-2030	2.97%
PSP Capital Inc 5.25% 27-Feb-2035	2.37%
Total percentage of top 10 holdings	36.44%
Total number of holdings	139