

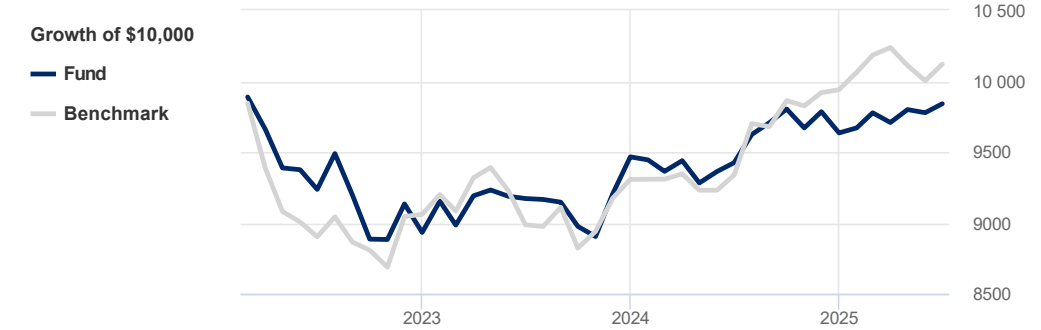
RBC Global Bond Index ETF Fund F (RBF2141)

Benchmark ICE BofA Global Broad Market Index TR CAD

Printed on July 25, 2025

Performance Analysis

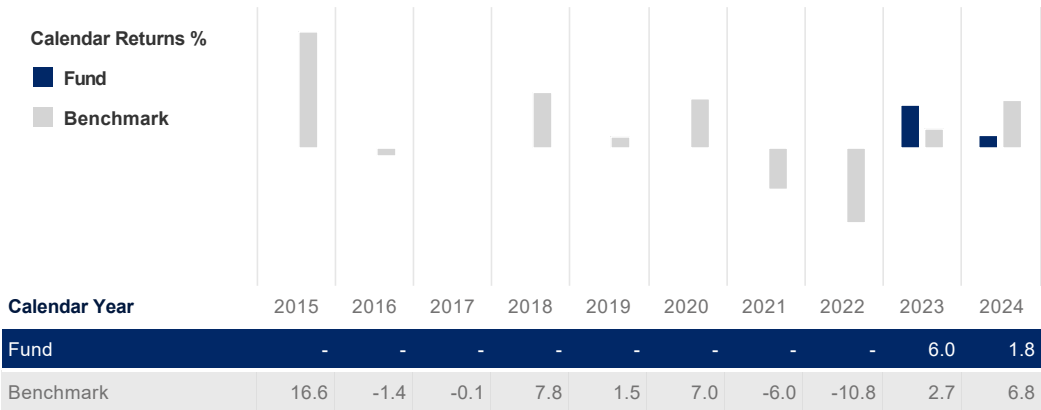
June 30, 2025



Trailing Returns %

	YTD	1 Mth	3 Mth	6 Mth	1 Yr	3 Yr	5 Yr	10 Yr	S. Incep*
Fund	2.1	0.6	1.4	2.1	4.4	2.1	-	-	-0.6
Benchmark	1.8	1.2	-1.1	1.8	8.4	4.4	-1.6	1.9	3.4
Value Added	0.3	-0.5	2.5	0.3	-4.0	-2.2	-	-	-4.0

*Simulated performance since inception on January 24, 2022



Investment Objective

To track the performance of a generally recognized global bond market index. To provide a total return consisting of income and modest capital growth. The fund invests primarily in high quality fixed-income securities denominated in foreign currencies and issued by governments, government related entities and corporations globally in substantially the same proportion as its benchmark index, either directly or indirectly through investment in other mutual funds.

Statistics

June 30, 2025

	Fund	Benchmark
Annualized Standard Dev	3.8%	4.8%
Fixed Income	Fund	Benchmark
YTM	4.7%	-
Credit Quality	-	-
Average Maturity	-	-

Risk Rating

June 30, 2025

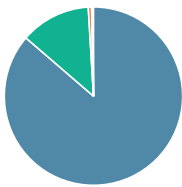
Low	Medium	High
-----	--------	------

The chart above shows the volatility level of the fund (based on standard deviation of the fund's total returns since inception).

Portfolio Allocations

December 31, 2024

Asset Allocations



Bonds - Foreign	86.3%
Other	12.8%
Cash & Equivalent	0.6%
Equity - United States	0.2%
Bonds - Domestic	0.1%

Sector Allocations

Other	59.8%
Exchange Traded Fund	59.8%
Defensive	40.0%
Fixed Income	39.4%
Cash & Equivalent	0.6%
Cyclical	0.2%
Financial Services	0.2%

Top Holdings

Top Holdings	% Assets
iShares Core Intl Aggregate Bond ETF (IAGG)	59.12%
iShares Core US Aggregate Bond ETF (AGG)	40.49%
Bank of Montreal TD 3.200% Jan 02, 2025	0.32%
Canadian Dollar	0.07%
US Dollar	0.01%
Total percentage of top 10 holdings	100.01%
Total number of holdings	5