

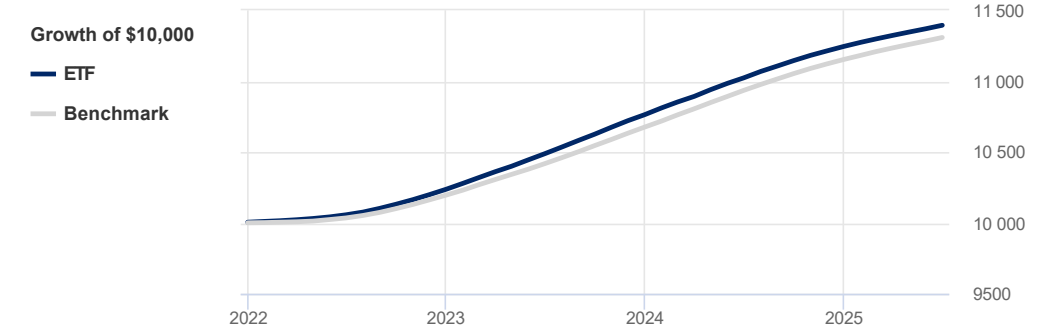
# Global X High Interest Savings ETF (XTSE:CASH)

Benchmark 91 Day Canada T-Bill

Printed on August 3, 2025

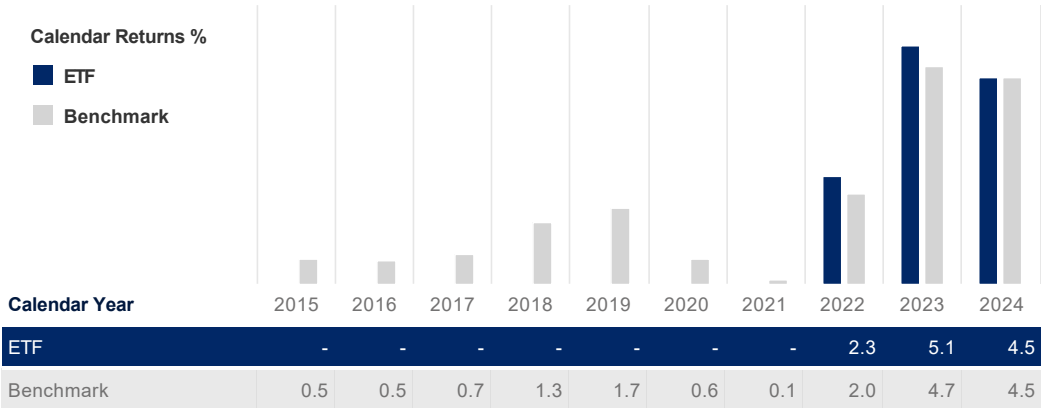
## Performance Analysis

June 30, 2025



Trailing Returns %	YTD	1 Mth	3 Mth	6 Mth	1 Yr	3 Yr	5 Yr	10 Yr	S. Incep*
ETF	1.3	0.2	0.6	1.3	3.4	4.2	-	-	3.6
Benchmark	1.4	0.2	0.7	1.4	3.4	4.1	2.5	1.7	5.3
Value Added	-0.1	0.0	0.0	-0.1	0.0	0.2	-	-	-1.7

\*Simulated performance since inception on November 2, 2021



## Investment Objective

The ETF seeks to maximize monthly income for unitholders while preserving capital and liquidity by investing primarily in high interest deposit accounts with Canadian banks.

## Statistics

June 30, 2025

	ETF	Benchmark
Annualized Standard Dev	0.2%	0.2%
Fixed Income	ETF	Benchmark
YTM	-	-
Credit Quality	-	-
Average Maturity	-	-

## Risk Rating

June 30, 2025

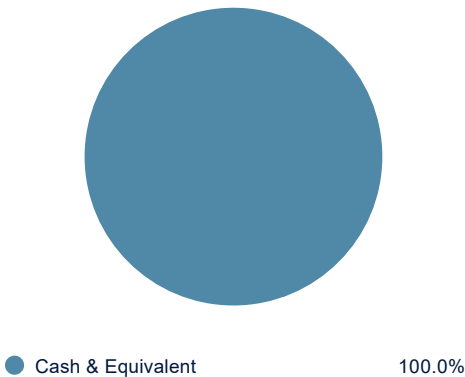
Low	Low to Medium	Medium	Medium to High	High
-----	---------------	--------	----------------	------

The chart above shows the volatility level of the ETF (based on standard deviation of the ETF's total returns since inception).

## Portfolio Allocations

December 31, 2024

### Asset Allocations



### Sector Allocations

Defensive	100.0%
Cash & Equivalent	100.0%

### Top Holdings

Top Holdings	% Assets
NATIONAL BANK CASH ACCT 3.25% 31-Dec-2049	49.35%
SCOTIABANK CASH ACCOUNT 3.06% 31-Dec-2049	40.15%
CIBC CASH ACCOUNT 2.96% 31-Dec-2049	7.74%
GSP CAD CASH ACCOUNT 2.96% 31-Dec-2049	2.74%
Cash and Cash Equivalents	0.02%
Global X Cash Maximizer CC ETF (HSAV)	-
Total percentage of top 10 holdings	100.00%
Total number of holdings	5