

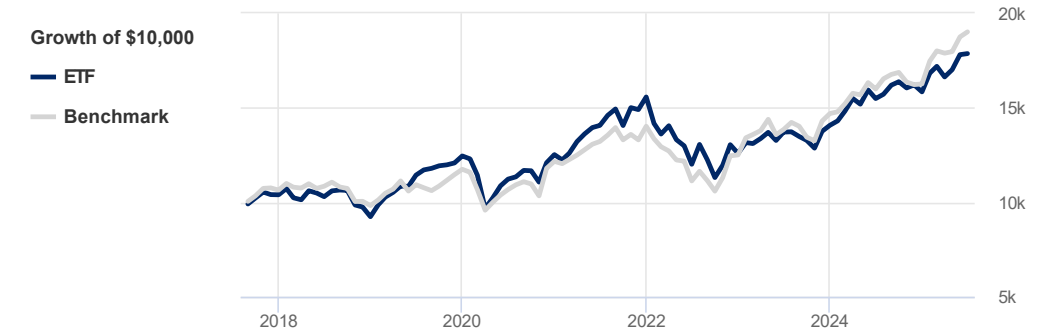
Brompton European Dividend Growth ETF (XTSE:EDGF)

Benchmark Dow Jones Europe TR Index (C\$)

Printed on August 2, 2025

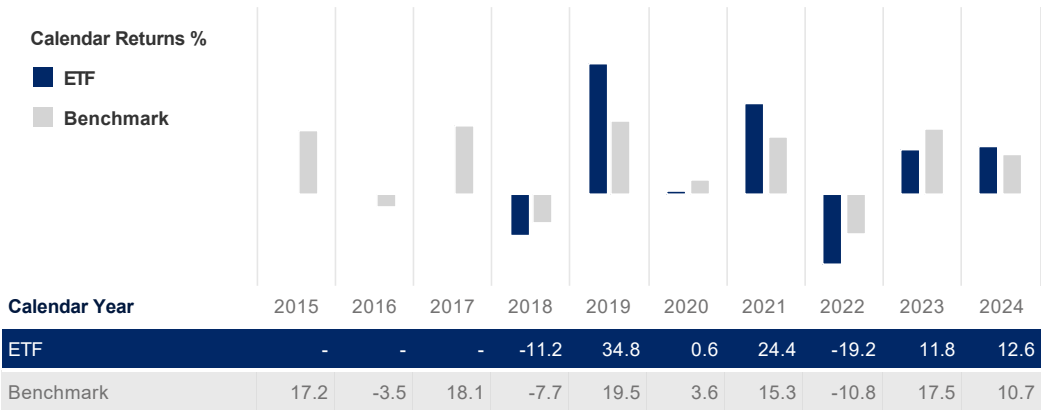
Performance Analysis

June 30, 2025



Trailing Returns %	YTD	1 Mth	3 Mth	6 Mth	1 Yr	3 Yr	5 Yr	10 Yr	S. Incep*
ETF	12.8	0.3	7.4	12.8	15.4	14.2	9.7	-	7.6
Benchmark	17.0	1.4	6.3	17.0	18.9	19.6	12.2	7.8	8.0
Value Added	-4.2	-1.1	1.1	-4.2	-3.5	-5.4	-2.5	-	-0.4

*Simulated performance since inception on July 21, 2017



Investment Objective

The investment objectives of EDGF are to provide holders of units of EDGF with (i) stable monthly cash distributions, (ii) the opportunity for capital appreciation, and (iii) lower overall volatility of portfolio returns than would otherwise be experienced by owning securities of European Dividend Growth Companies (as defined herein) directly. EDGF seeks to hedge substantially all of its exposure to foreign currencies back to the Canadian dollar.

Statistics

June 30, 2025

	ETF	Benchmark
Annualized Standard Dev	9.7%	9.6%
Fixed Income	ETF	Benchmark
YTM	-	-
Credit Quality	-	-
Average Maturity	-	-

Risk Rating

June 30, 2025

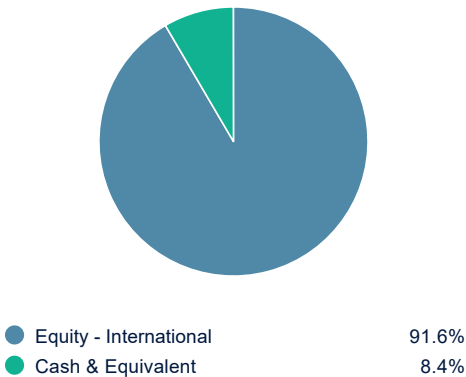
Low	Low to Medium	Medium	Medium to High	High
-----	---------------	--------	----------------	------

The chart above shows the volatility level of the ETF (based on standard deviation of the ETF's total returns since inception).

Portfolio Allocations

December 31, 2024

Asset Allocations



Sector Allocations

Sensitive	42.4%
Industrial Goods	23.0%
Technology	7.9%
Consumer Services	7.7%
Telecommunication	3.7%
Cyclical	29.3%
Financial Services	25.2%
Real Estate	4.0%
Defensive	28.4%
Consumer Goods	10.4%
Cash & Equivalent	8.4%
Health Care	5.3%
Utilities	4.2%

Top Holdings

Top Holdings	% Assets
UniCredit SpA - Common	5.19%
Trane Technologies PLC - Common	5.00%
Tesco PLC - Common	4.97%
Sap SE - ADR	4.76%
Barclays PLC - ADR	4.48%
Prysmian SpA - Common	4.46%
Allianz SE - Common	4.43%
Industria de Diseno Textil SA - Common	4.43%
Cie de Saint Gobain SA - Common	4.28%
Munich RE - Common	4.26%
Total percentage of top 10 holdings	46.26%
Total number of holdings	26