

CI First Asset Health Care Giants Covered Call ETF (Unhedged) (XTSE:FHI.B)

Benchmark -

Printed on July 16, 2025

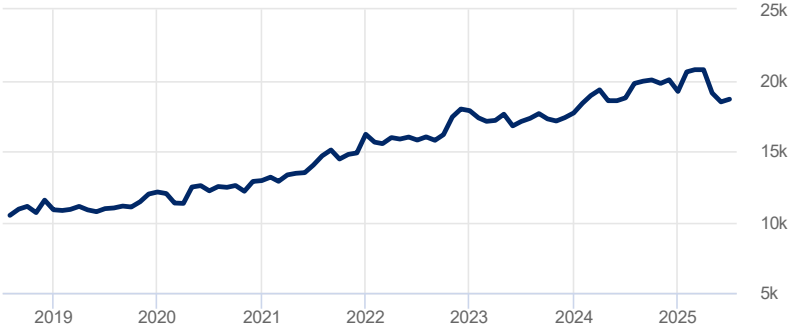
Performance Analysis

June 30, 2025

Growth of \$10,000

ETF

Benchmark



25k
20k
15k
10k
5k

2019202020212022202320242025

Trailing Returns %

	YTD	1 Mth	3 Mth	6 Mth	1 Yr	3 Yr	5 Yr	10 Yr	S. Incep*
ETF	-2.9	1.0	-10.0	-2.9	-0.5	5.8	8.9	-	9.3
Benchmark	-	-	-	-	-	-	-	-	-

Value Added

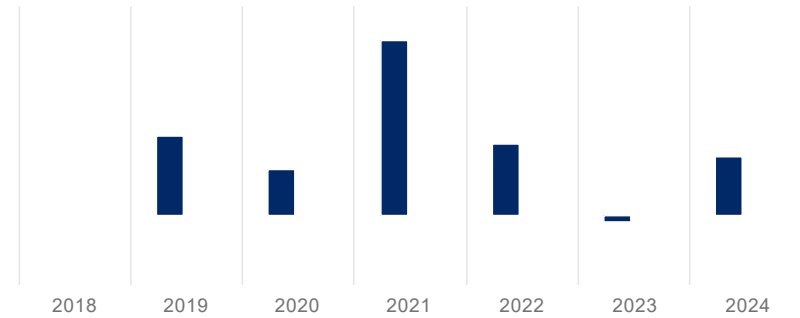
ETF	-	-	-	-	-	-	-	-	-
Benchmark	-	-	-	-	-	-	-	-	-

*Simulated performance since inception on June 7, 2018

Calendar Returns %

ETF

Benchmark



2018201920202021202220232024

Calendar Year

ETF	-	11.6	6.6	25.3	10.3	-0.9	8.6
Benchmark	-	-	-	-	-	-	-

Investment Objective

FHI's investment objectives are to provide holders, through an actively managed portfolio, with (i) regular cash distributions, (ii) the opportunity for capital appreciation by investing on an equal weight basis in a portfolio of equity securities of at least the 20 largest health care companies measured by market capitalization listed on a North American stock exchange, and (iii) lower overall volatility of returns on the portfolio with covered calls.

Statistics

June 30, 2025

	ETF	Benchmark
Annualized Standard Dev	13.9%	-
Fixed Income	ETF	Benchmark
YTM	-	-
Credit Quality	-	-
Average Maturity	-	-

Risk Rating

June 30, 2025

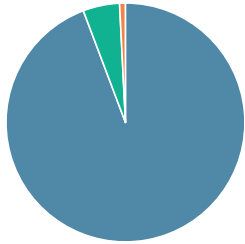
Low	Low to Medium	Medium	Medium to High	High

The chart above shows the volatility level of the ETF (based on standard deviation of the ETF's total returns since inception).

Portfolio Allocations

June 30, 2025

Asset Allocations



Equity - United States

94.3%

Equity - International

5.0%

Cash & Equivalent

0.8%

Sector Allocations

Defensive	95.1%
Health Care	94.3%
Cash & Equivalent	0.8%
Sensitive	5.0%
Consumer Services	5.0%
Other	-0.1%
Other	-0.1%

Top Holdings

Top Holdings	% Assets
Anthem Inc - Common	5.14%
Cigna Corp - Common	5.14%
Stryker Corp - Common	5.11%
CVS Health Corp - Common	5.06%
HCA Healthcare Inc - Common	5.02%
UnitedHealth Group Inc - Common	5.02%
Abbott Laboratories - Common	5.00%
Johnson & Johnson - Common	4.99%
Thermo Fisher Scientific Inc - Common	4.98%
McKesson Corp - Common	4.96%
Total percentage of top 10 holdings	50.42%
Total number of holdings	27