

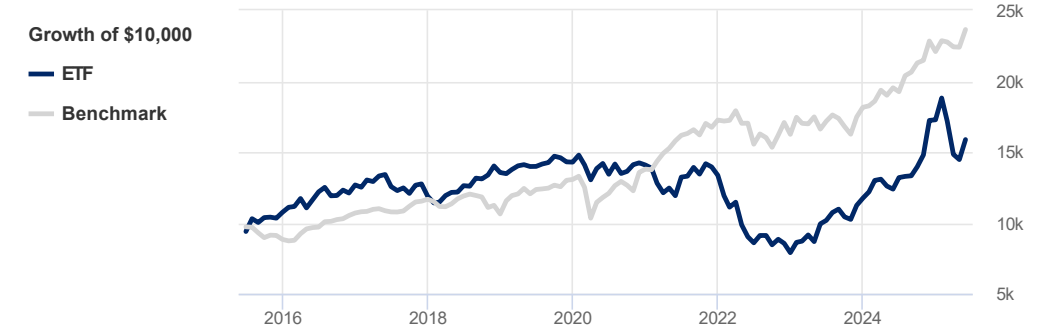
First Trust Cloud Computing ETF (XTSE:SKYY)

Benchmark S&P/TSX Composite Index TR

Printed on June 26, 2025

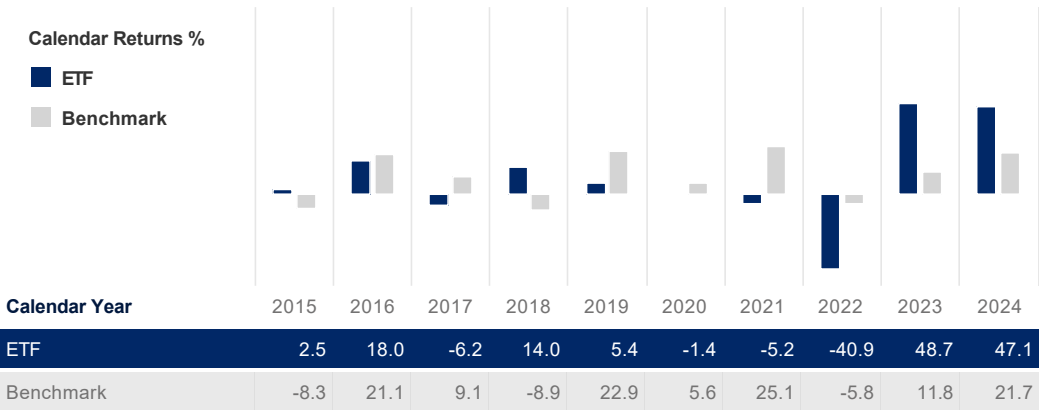
Performance Analysis

May 31, 2025



Trailing Returns %	YTD	1 Mth	3 Mth	6 Mth	1 Yr	3 Yr	5 Yr	10 Yr	S. Incep*
ETF	-8.1	9.8	-7.5	-7.9	28.2	20.7	2.3	4.7	4.5
Benchmark	7.0	5.6	3.9	3.5	21.0	11.5	14.9	9.0	9.6
Value Added	-15.1	4.2	-11.4	-11.4	7.2	9.2	-12.6	-4.3	-5.1

*Simulated performance since inception on October 30, 2014



Investment Objective

The Fund will seek to replicate, to the extent possible, the performance of an index of U.S. companies involved in the cloud computing industry, initially the ISE CTA Cloud ComputingTM Index.

Statistics

May 31, 2025

	ETF	Benchmark
Annualized Standard Dev	28.5%	11.1%
Fixed Income	ETF	Benchmark
YTM	-	-
Credit Quality	-	-
Average Maturity	-	-

Risk Rating

May 31, 2025

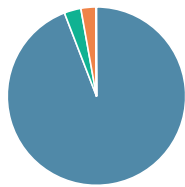
Low	Low to Medium	Medium	Medium to High	High
-----	---------------	--------	----------------	------

The chart above shows the volatility level of the ETF (based on standard deviation of the ETF's total returns since inception).

Portfolio Allocations

May 31, 2025

Asset Allocations



Equity - United States	94.2%
Equity - International	3.0%
Equity - Canada	2.7%
Cash & Equivalent	0.1%
Other	0.0%

Sector Allocations

Sensitive	99.0%
Technology	90.2%
Consumer Services	4.0%
Energy	2.4%
Telecommunication	1.9%
Industrial Services	0.6%
Defensive	0.9%
Health Care	0.9%
Cash & Equivalent	0.1%
Other	0.0%
Other	0.0%

Top Holdings

Top Holdings	% Assets
First Trust Cloud Computing ETF (SKYY)	100.00%
Cash and Cash Equivalents	-
US DOLLAR	-
Total percentage of top 10 holdings	100.00%
Total number of holdings	3