

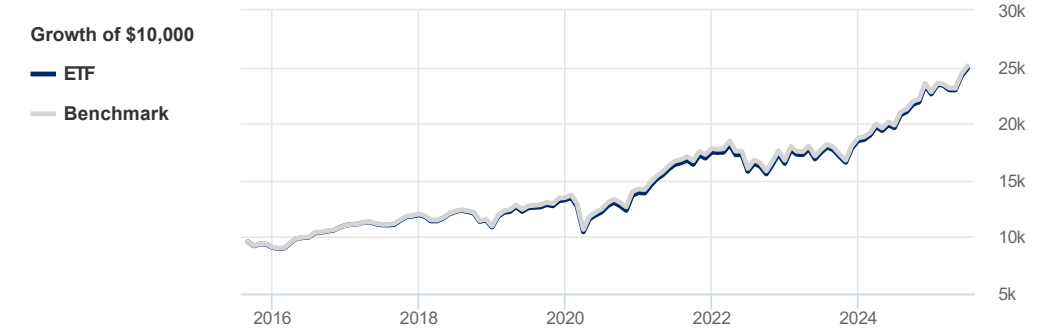
Vanguard FTSE Canada All Cap Index ETF (XTSE:VCN)

Benchmark S&P/TSX Composite Index TR

Printed on August 2, 2025

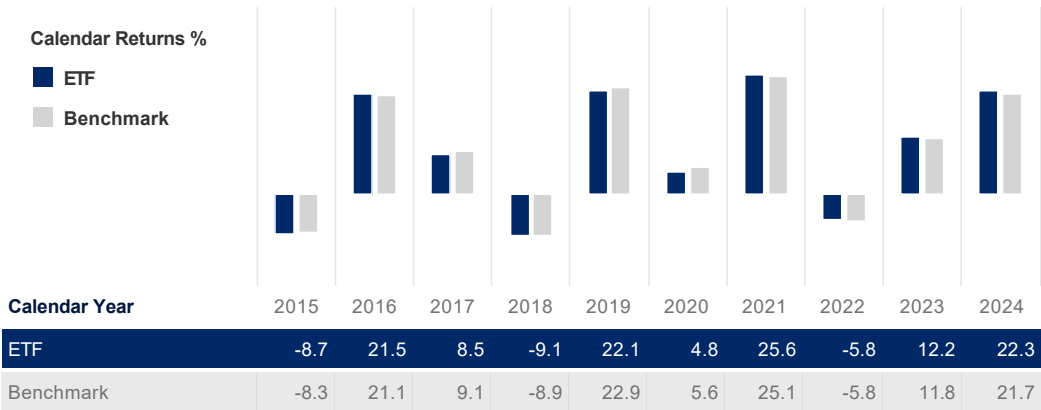
Performance Analysis

June 30, 2025



Trailing Returns %	YTD	1 Mth	3 Mth	6 Mth	1 Yr	3 Yr	5 Yr	10 Yr	S. Incep*
ETF	10.0	2.7	8.3	10.0	26.7	16.4	15.3	9.5	9.7
Benchmark	10.2	2.9	8.5	10.2	26.4	16.1	15.0	9.6	9.6
Value Added	-0.2	-0.2	-0.2	-0.2	0.4	0.3	0.3	-0.1	0.0

*Simulated performance since inception on August 2, 2013



Investment Objective

Vanguard FTSE Canada All Cap Index ETF seeks to track, to the extent reasonably possible and before fees and expenses, the performance of a broad Canadian equity index that measures the investment return of large-, mid- and small-capitalization, publicly traded securities in the Canadian market. Currently, this Vanguard ETF seeks to track the FTSE Canada All Cap Index (or any successor thereto).

Statistics

June 30, 2025

	ETF	Benchmark
Annualized Standard Dev	10.7%	10.6%
Fixed Income	ETF	Benchmark
YTM	-	-
Credit Quality	-	-
Average Maturity	-	-

Risk Rating

June 30, 2025

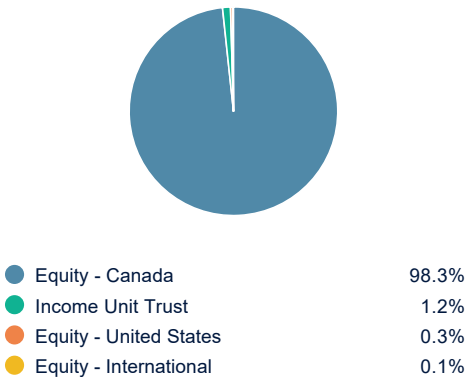
Low	Low to Medium	Medium	Medium to High	High
-----	---------------	---------------	----------------	------

The chart above shows the volatility level of the ETF (based on standard deviation of the ETF's total returns since inception).

Portfolio Allocations

May 31, 2025

Asset Allocations



Sector Allocations

Cyclical	51.3%
Financial Services	34.3%
Basic Material	13.5%
Real Estate	3.5%
Sensitive	43.5%
Energy	14.5%
Industrial Services	10.2%
Technology	9.9%
Consumer Services	6.3%
Telecommunication	1.9%
Industrial Goods	0.7%
Defensive	4.8%
Utilities	3.4%
Consumer Goods	1.2%
Health Care	0.2%
Other	0.5%
Other	0.5%

Top Holdings

Top Holdings	% Assets
Royal Bank of Canada - Common	6.81%
Shopify Inc - Common CI A	4.92%
Toronto-Dominion Bank - Common	4.64%
Enbridge Inc - Common	3.86%
Brookfield Corp - Common CI A	3.27%
Bank of Montreal - Common	2.97%
Canadian Pacific Kansas City Ltd - Common	2.90%
Constellation Software Inc - Common	2.74%
Bank of Nova Scotia - Common	2.54%
Canadian Imperial Bank of Commerce - Common	2.43%
Total percentage of top 10 holdings	37.08%
Total number of holdings	158