

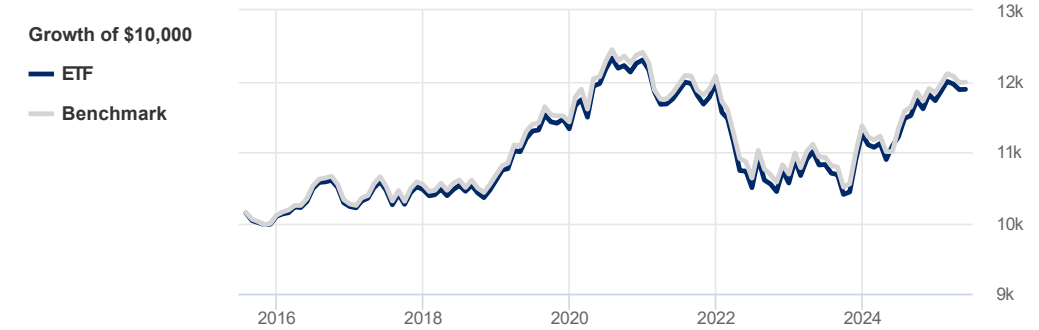
iShares Canadian Universe Bond Index ETF (XTSE:XBB)

Benchmark ICE BofA Canada Broad Market Index TR CAD

Printed on July 4, 2025

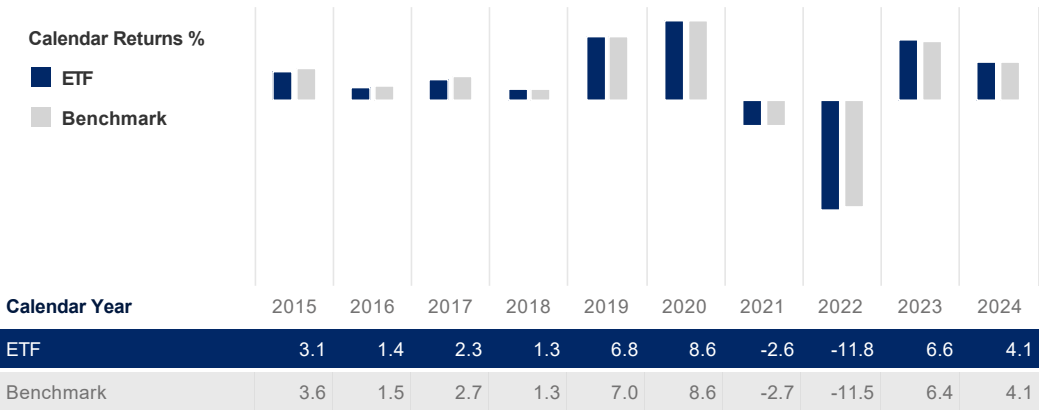
Performance Analysis

May 31, 2025



Trailing Returns %	YTD	1 Mth	3 Mth	6 Mth	1 Yr	3 Yr	5 Yr	10 Yr	S. Incep*
ETF	1.4	0.0	-0.9	0.6	7.2	3.5	-0.1	1.7	4.1
Benchmark	1.3	0.1	-1.0	0.8	8.9	3.3	-0.1	1.8	4.3
Value Added	0.1	0.0	0.0	-0.1	-1.7	0.1	0.0	-0.1	-0.2

*Simulated performance since inception on November 20, 2000



Investment Objective

The iShares DEX Universe Bond Index Fund seeks to provide income by replicating, to the extent possible, the performance of the DEX Universe Bond Index™, net of expenses.

Statistics

May 31, 2025

	ETF	Benchmark
Annualized Standard Dev	3.9%	4.4%
Fixed Income	ETF	Benchmark
YTM	3.5%	-
Credit Quality	-	-
Average Maturity	-	-

Risk Rating

May 31, 2025

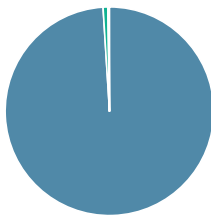
Low	Low to Medium	Medium	Medium to High	High
-----	---------------	--------	----------------	------

The chart above shows the volatility level of the ETF (based on standard deviation of the ETF's total returns since inception).

Portfolio Allocations

April 30, 2025

Asset Allocations



Bonds - Domestic	99.1%
Bonds - Foreign	0.7%
Cash & Equivalent	0.2%
Other	0.1%

Sector Allocations

Defensive	100.0%
Fixed Income	99.8%
Cash & Equivalent	0.2%
Cyclical	0.0%
Financial Services	0.0%

Top Holdings

Top Holdings	% Assets
Canada Government 3.00% 01-Jun-2034	1.44%
Canada Government 2.75% 01-Mar-2030	1.39%
Canada Government 3.50% 01-Sep-2029	1.32%
Canada Government 3.25% 01-Dec-2034	1.30%
Canada Government 1.50% 01-Jun-2031	1.23%
Canada Government 4.00% 01-Mar-2029	1.20%
Canada Government 1.50% 01-Dec-2031	1.11%
Canada Government 1.25% 01-Jun-2030	1.10%
Canada Government 2.00% 01-Dec-2051	1.06%
Canada Government 2.75% 01-Dec-2055	1.05%
Total percentage of top 10 holdings	12.20%
Total number of holdings	1,719